

Customer Name	Cust Order NO	
Delivery Address	Order Date	Date Required
Phone	Fax Number	Email
Mobile		

o Glassic Cabinet Doors are manufactured by painting or printing a colour onto 2 mm thick half-tempered glass. 16 mm Decorative MDF is cut to suit the required door size and edge-banded. The glass is then pressed onto the Decorative MDF - an exact fit - to each and every edge. In the closed position, the edge-banding of each door is unobtrusive. The finish, either matt or gloss, is in the glass not the paint/print.

o For a number of reasons, glassic doors may not be suitable to be used as end panels, especially fridge panels. End panels could be manufactured from Decorative MDF, vinyl, acrylic or 2 pack.

Step 1 : Select & Enter Drilling Code from List		<input type="checkbox"/> Please tick if some or all of this order will be used in an Alfresco/Outdoor setting.																																																																																									
<p><input type="checkbox"/> UPCD Undrilled Panels, Cabinet Doors & Drawer Fronts</p> <p>Note:- Maximum depth of routing/drilling is 13 mm.</p> <p>Also, if Corner protectors are removed for drilling/routing, please ensure caps are re-fitted until doors are installed.</p> <p>[a] <input type="checkbox"/> CDH Cabinet Door with drilled hinge pattern</p> <p>[b] <input type="checkbox"/> CCD Corner Cabinet Door with drilled hinge pattern</p> <p>[c] <input type="checkbox"/> DDF Drawer Fronts - drilled</p> <p>[d] <input type="checkbox"/> LUBD Lift Up Bi-fold Door with drilled hinge pattern</p> <p>[e] <input type="checkbox"/> OSD1 Overlay Sliding Bi-fold with drilled hinge pattern - 1 pair</p> <p>[e] <input type="checkbox"/> OSD2 Overlay Sliding Bi-fold with drilled hinge pattern - 2 pair</p>		<p>Special Instructions, Hinge, Handle & Drilling Positions, etc.</p>																																																																																									
<p>Supply Qty, Size & handing for each Application</p> <table border="1"> <thead> <tr> <th>Drilling Code</th> <th>Quantity</th> <th>Height [mm]</th> <th>Width [mm]</th> <th>Left</th> <th>Right</th> </tr> </thead> <tbody> <tr><td> </td><td> </td><td> </td><td> </td><td> </td><td> </td></tr> <tr><td> </td><td> </td><td> </td><td> </td><td> </td><td> </td></tr> <tr><td> </td><td> </td><td> </td><td> </td><td> </td><td> </td></tr> <tr><td> </td><td> </td><td> </td><td> </td><td> </td><td> </td></tr> <tr><td> </td><td> </td><td> </td><td> </td><td> </td><td> </td></tr> <tr><td> </td><td> </td><td> </td><td> </td><td> </td><td> </td></tr> <tr><td> </td><td> </td><td> </td><td> </td><td> </td><td> </td></tr> <tr><td> </td><td> </td><td> </td><td> </td><td> </td><td> </td></tr> <tr><td> </td><td> </td><td> </td><td> </td><td> </td><td> </td></tr> <tr><td> </td><td> </td><td> </td><td> </td><td> </td><td> </td></tr> <tr><td> </td><td> </td><td> </td><td> </td><td> </td><td> </td></tr> <tr><td> </td><td> </td><td> </td><td> </td><td> </td><td> </td></tr> <tr><td> </td><td> </td><td> </td><td> </td><td> </td><td> </td></tr> <tr><td> </td><td> </td><td> </td><td> </td><td> </td><td> </td></tr> </tbody> </table>			Drilling Code	Quantity	Height [mm]	Width [mm]	Left	Right																																																																																			
Drilling Code	Quantity	Height [mm]	Width [mm]	Left	Right																																																																																						
		<p>Mirror Cabinet Door max height is 2200 mm - max width is 800 mm - max area is 1.44 m².</p> <p>Glassic Cabinet Door max height is 2400 mm - max width is 800 mm - max area is 1.56 m².</p>																																																																																									

<p>Step 2 : Select MDF Substrate</p> <p><input type="checkbox"/> 16 mm Classic White Texture</p> <p><input type="checkbox"/> 16 mm Black Texture</p>		<p>Step 5 : Select Glass Colour</p> <p>Select Colour from list on back of order form or from our website www.glassicdoors.com.au</p> <p>Number _____</p> <p>Colour _____</p>		<p>Drilling Applications</p> <p>[a] Hinge Drilling including corner doors [b]</p> <p><input type="checkbox"/> Blum pattern <input type="checkbox"/> Other - 35 mm holes only</p> <p>[c] Drawer Front drilling</p> <p>Brand _____ Model _____</p> <p>[d] Lift Up Bi-fold - 35 mm holes only</p> <p>Brand _____</p> <p>[e] Overlay Sliding Bi-fold - 35 mm holes only</p> <p>Hettich Wingline L only</p> <p>o Knock-in hinges are not recommended</p> <p>o Hinges/Hardware to be supplied by others.</p> <p>o Note:- Hinge holes or patterns charged at \$2.00 each. All other holes charged at 25 cents each.</p> <p>o 10 year warranty for Indoor or AI Fresco use - 2 walls and a roof - no sunlight or rain. No warranty on glass breakage.</p>	
<p>Step 3 : Select Substrate Edgebanding</p> <p>Applies for both Mirror & Glassic doors</p> <p>Select Colour from list on back of order form or from our website www.glassicdoors.com.au</p> <p>Number _____</p> <p>Colour _____</p>		<p>Step 6 : Select Handles</p> <p><input type="checkbox"/> No Handles</p> <p><input type="checkbox"/> BL 2230 K S Clear Anodised - "C" strip handle++ Suitable for bottom of wall unit doors</p> <p><input type="checkbox"/> BL 2240 K Clear Anodised - "L" strip handle++</p> <p><input type="checkbox"/> BL 2240 B S Brushed Anodised - "L" strip handle++</p> <p><input type="checkbox"/> BL 260 K Clear Anodised - "L&G" strip handle with matching strip of selected glass++</p> <p><input type="checkbox"/> BL 260 K Clear Anodised - "L&G" strip handle with non-matching strip of painted glass++</p> <p>Number _____ Colour _____</p> <p>++ extra charge on a lineal metre basis.</p>			
<p>Step 4[a] : Select Mirror</p> <p><input type="checkbox"/> 2 mm Mirror</p> <p>o Mirror glass is NOT half-tempered - it is classed as Grade A Safety Glass</p> <p>OR</p>		<p>Step 4[b] : Select Glassic Painted Glass Finish</p> <p><input type="checkbox"/> 2 mm glassic - Gloss</p> <p><input type="checkbox"/> 2 mm glassic - Matt [extra charge applies]</p> <p>Note:- for each project order or group of orders exceeding a quantity of 100 units of Goods, special conditions apply in accordance with clause 3.2 of our Terms & Conditions of Sale.</p>			
<p>o Do you require a sample by express post before the commencement of production? <input type="checkbox"/></p> <p>We will only guarantee a match to our samples – no other claims based on colour variation will be accepted. These samples comprise those in our trade partner showrooms or requested at the time of ordering. Due to differing thicknesses of glass, differences in reflective surfaces and the variance of cabinet materials to glass, we can not guarantee an exact colour match to other materials and other glass products.</p>					

If insufficient space - supply additional drawings, etc. and email or FAX with this order. Please note number of pages FAXED in top right hand corner box.

- The sale is subject to the Terms & Conditions available on our website www.portglassicdoors.com.au
- By submitting this order you agree that you have read and understood the Terms & Conditions.
- 24 hour limit on cancellation or alteration of ALL processed orders.
- LIMITED WARRANTY of 10 years on manufacturing defects and is limited to repair or replacement only.
- Proof of delivery is required. There must be a person present at the delivery address you have provided, during normal business hours, to sign for the goods.
- This order form is a legal document & the information contained here-in will take precedence over any other document.

Client Signature..... Contact Name(Print).....

For Quote or Order FAX to 1300 560 069 or email form to sales@glassicdoors.com.au **PTO for colour lists**

For Sales Enquiries 1300 560 042 Online ordering is available at http://www.glassicdoors.com.au

Classic Door Colours & Finishes

Group 2 pricing

15224G White Gloss
Similar to
Polytec Class White Sheen
and Formica Warm White Gloss



Group 3 pricing

15224M White Matt
Similar to
Polytec Class White Matt

15210M Black Matt
Similar to
Polytec Black Venette Matt

Group 4 pricing

12803G Red - medium Gloss
Similar to
Dulux Enchanted Red

14389G Lavender Gloss
Similar to
Dulux Cool Quiet

15277G Grey - medium light Gloss
Similar to
Polytec Stone Grey Sheen
and Dulux Grey Baron

15278G Grey - medium Gloss
Similar to
Polytec Strata Grey Sheen
and Dulux Bushland Grey

15215G Grey - medium dark Gloss
Similar to
Polytec Canterbury Grey Sheen
and Dulux Homebush

Group 5 pricing

13492aM Pillarbox Red Matt
Similar to
Laminex Pillarbox Natural
and Dulux Outrageous Red

12803M Red - medium Matt
Similar to
Dulux Enchanted Red

14389M Lavender Matt
Similar to
Dulux Cool Quiet

15277M Grey - medium light Matt
Similar to
Polytec Stone Grey Matt
and Dulux Grey Baron

15278M Grey - medium Matt
Similar to
Polytec Strata Grey Matt
and Dulux Bushland Grey

15215M Grey - medium dark Matt
Similar to
Polytec Canterbury Grey Matt
and Dulux Homebush

Group 4 pricing

14028G White - Frosty Gloss
Similar to
and Dulux Pale Lilac Quarter




Group 5 pricing


14028M White - Frosty Matt
Similar to
Dulux Pale Lilac Quarter

14774M Polar White Matt
Similar to
Polytec Polar White Matt
and Dulux White on White

14774G Polar White Gloss
Similar to
Polytec Polar White Sheen
and Dulux White on White




12137G Cafe Cream Gloss
Similar to
Polytec Cafe Cream Sheen
and Dulux Grand Piano Half



12137M Cafe Cream Matt
Similar to
Polytec Cafe Cream Matt
and Dulux Grand Piano Half

11694aG New Antique White Gloss
Similar to
Polytec New Antique White Sheen
and Dulux Stowe White



11694aM New Antique White Matt
Similar to
Polytec New Antique White Matt
and Dulux Stowe White

13481G Blue - medium Gloss
Similar to
Dulux Delos Blue



13481M Blue - medium Matt
Similar to
Dulux Delos Blue

These images are not true colour representations. If unsure, request a sample of the colour you require.

Edgebanding Colours

Group 1 Pricing

Brand	Colour	Finish	Type	Thickness
Polytec	Black	Gloss	PVC	1 mm
Polytec	Black	Matt	PVC	1 mm
Polytec	Café Cream	Sheen	PVC	1 mm
Polytec	Café Cream	Matt	PVC	1 mm
Polytec	Cinder Venette	Matt	PVC	1 mm
Polytec	Classic White	Matt	PVC	1 mm
Polytec	Classic White	Sheen	PVC	1 mm
Polytec	New Antique White	Matt	PVC	1 mm
Polytec	New Antique White	Sheen	PVC	1 mm
Laminex	Pillarbox	Stipple	ABS	1 mm
Polytec	Polar White	Matt	PVC	1 mm
Polytec	Polar White	Sheen	PVC	1 mm
Polytec	Stone Grey	Matt	PVC	1 mm
Polytec	Stone Grey	Sheen	PVC	1 mm

Group 2 Pricing

Brand	Colour	Finish	Type	Thickness
Surteco/Dollken	Brushed Aluminium		ABS	1 mm
Surteco/Dollken	Brushed Aluminium	Hi Gloss	ABS	1 mm
Surteco/Dollken	Brushed Steel	Hi Gloss	ABS	1 mm